


CCIC AWANA GRAND PRIX



What Is Grand Prix Race?

- ❑ A special AWANA event
- ❑ Clubbers race wooden cars created by themselves, with the help of parents or other adults
- ❑ The race is held at church
- ❑ Participants are clubbers
- ❑ Officials are AWANA leaders/youths





Previous Years' Pictures



Previous Years' Pictures



Why we do Grand Prix?

- ❑ It is challenging, exciting and fun
- ❑ Parents work together with kids
- ❑ Promote good sportsmanship

How is the race organized

- ❑ Sparks and T&T are put into 2 different groups – 2 sets of awards
- ❑ Each car will race once in each of the 4 lanes against different competitors
- ❑ All the cars are handled by leaders after check-in
- ❑ First 7 cars in the preliminary round advance to final

What are the awards?

- ❑ First 3 places of Speed receive trophies and Award Certificates
- ❑ First 3 places of Design receive trophies and Award Certificates
- ❑ Participant Ribbons for all
- ❑ TNT and Sparks separated



What do you need?

- ❑ The Awana Grand Prix Race Car Kit comes unassembled and unpainted
- ❑ You need to assemble and paint your car before the Awana Grand Prix Race Day
- ❑ Church provides all the necessary tools as well as workshops





The AWANA Grand Prix

How can you help your children

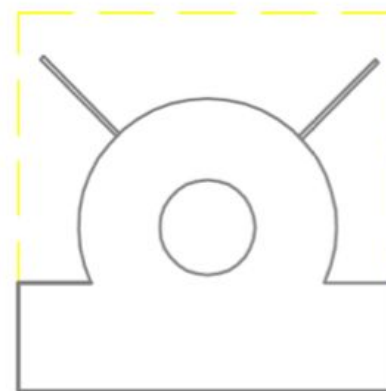
- ❑ Plan to have enough time to finish the car for the race. We suggest 4 weeks minimum, best to have an extra week for problems.
- ❑ Know what tools your child can and can't use do to safety!
- ❑ Ideas are to come from the kids.
- ❑ Clubbers should be allowed to do as much of the construction as possible.
- ❑ You must help the clubber to turn that idea into reality!

How can you help your children

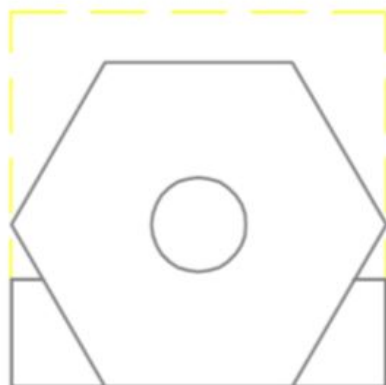
- ❑ Don't spend too much time on the design, because you need to finish it for the race.
- ❑ Try to make it simple and sturdy for play by the clubber after the race.
- ❑ Don't try to do a difficult car if your ki isn't up to it or you don't have the time.
- ❑ Clubbers can do polishing of axles, adding of weights, etc. Only adults can work on saws, sanders, and drills.

How can you help your children

- ❑ Help the clubber to draw a plan on card stock to scale, both top and bottom view.
- ❑ Aid them. Don't do all the work yourself. For example, you can hold ruler, and then let them draw the line.
- ❑ Help clubbers to plan ahead and follow the schedule. Cars turn in after Check In date (03/16) will not race.
- ❑ Read the race guidelines and tips in the handout.
- ❑ Emphasize on the importance of good sportsmanship
- ❑ Enjoy the time working with your kids



END VIEW

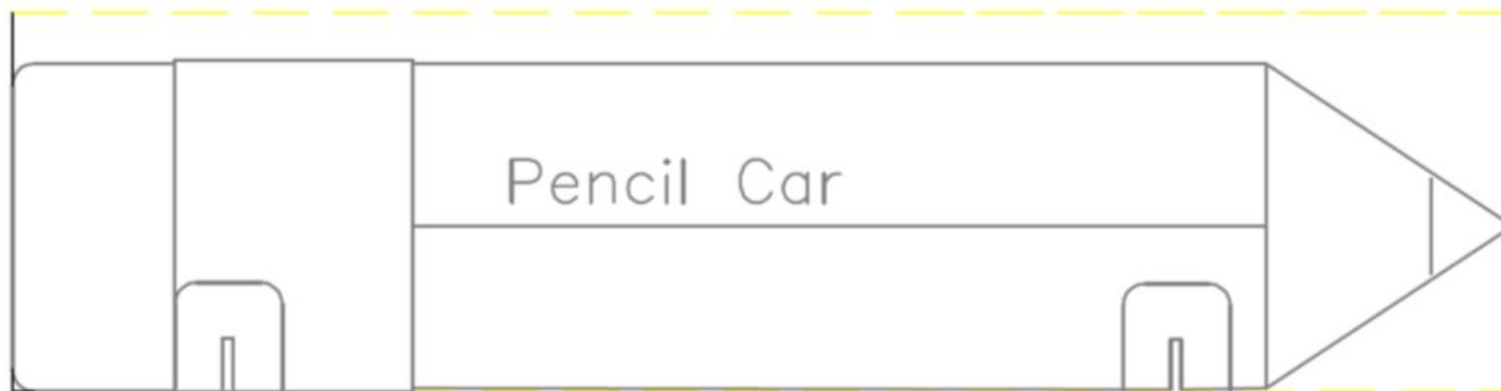


END VIEW



END VIEW

GLUE ADDITIONAL WOOD FOR THESE DESIGNS



Pencil Car

Design Judging Criterion

- ❑ Names of owners are not revealed to the Design Judges
- ❑ Each car is assessed on the following by judges individually
 - ❑ Creativity: How much thought put into the design
 - ❑ Representation: How well does the car resemble what it meant to be
 - ❑ Construction:
 - ❑ How well is the car constructed
 - ❑ How well is it painted
 - ❑ How do extras enhance the appearance of the car
 - ❑ Judge's Preference

Some Design Examples



Some Design Examples



What is the Race Schedule?

Registration and Pick Up Car Kits

Fridays 01/20, 01/27, 02/03 7:30pm - 8:15pm (Secretary Table)

Workshop I (Cutting & Carving)

Friday 02/10 9:30pm - 10:30pm (Fellowship Hall)

Sunday 02/12 1:00 pm - 2:00pm (Fellowship Hall)

Workshop II (Sanding & Polishing)

Friday 02/17 9:30pm - 10:30pm (Fellowship Hall)

Sunday 02/19 1:00 pm - 2:00pm (Fellowship Hall)

Workshop III (Drilling & Add Weight)

Friday 02/24 9:30pm - 10:30pm (Fellowship Hall)

Sunday 02/26 1:00 pm - 2:00pm (Fellowship Hall)

Workshop IV (Drilling & Add Weight)

Friday 03/03 9:30pm - 10:30pm (Fellowship Hall)

Sunday 03/05 1:00 pm - 2:00pm (Fellowship Hall)

Workshop V (Polishing & Final Touches)

Friday 03/10 9:30pm - 10:30pm (Fellowship Hall)

Sunday 03/12 1:00 pm - 2:00pm (Fellowship Hall)

Check In & Test Run (Multi-Purpose Room)

Thursday 03/16 7:30pm - 9:00pm Check In & Test run

Race Date

Friday 03/17 7:30pm - 10:00pm (Multi-Purpose Room)



2023 AWANA Grand Prix Calendar

01/20 - 2/03 (Fri) Register & Purchase Car Kits

***** Design your car *****

2/10 (Fri) 9:30PM Cutting & Carving

2/12 (Sun) 1:00PM Cutting & Carving

2/17 (Fri) 9:30PM Sanding & Polishing

2/19 (Sun) 1:00PM Sanding & Polishing

***** Painting & Decorating *****

2/24(Fri) 9:30PM Drilling & Add weight

2/26(Sun) 1:00PM Drilling & Add weight

3/03(Fri) 9:30PM Drilling & Add weight

3/05(Sun) 1:00PM Polishing & Final Touches

3/10(Fri) 9:30PM Polishing & Final Touches

3/12(Sun) 1:00PM Polishing & Final Touches

03/16(Thur) 7:30PM-9:00PM Check In & Test Run

03/17(Fri) 7:30PM Race Date

Name: _____

Grade: _____

Parent: _____

Leader: _____

1. Your Design

Draw your design here. When you complete your design, please ask your parent to help you cut the wood block.

Leader: _____ Date completed: _____

2. Cutting & Carving

Leader: _____ Date completed: _____

3. Sanding & Polishing

Leader: _____ Date completed: _____

4. Painting & Decorating

Leader: _____ Date completed: _____

5. Drilling & Add Weight

Leader: _____ Date completed: _____

6. Polishing & Final Touches

Leader: _____ Date completed: _____

7. Check In & Test Run

Leader: _____ Date completed: _____

You should ask your leader to sign when you complete a major milestone. Each completion before or on the calendar date will let you win one AWANA share.

Important Info are on CCIC AWANA Site:

<https://ccic-cupertino.org/awana-grand-prix-2023/>

